



# POWERS AUTOPARK



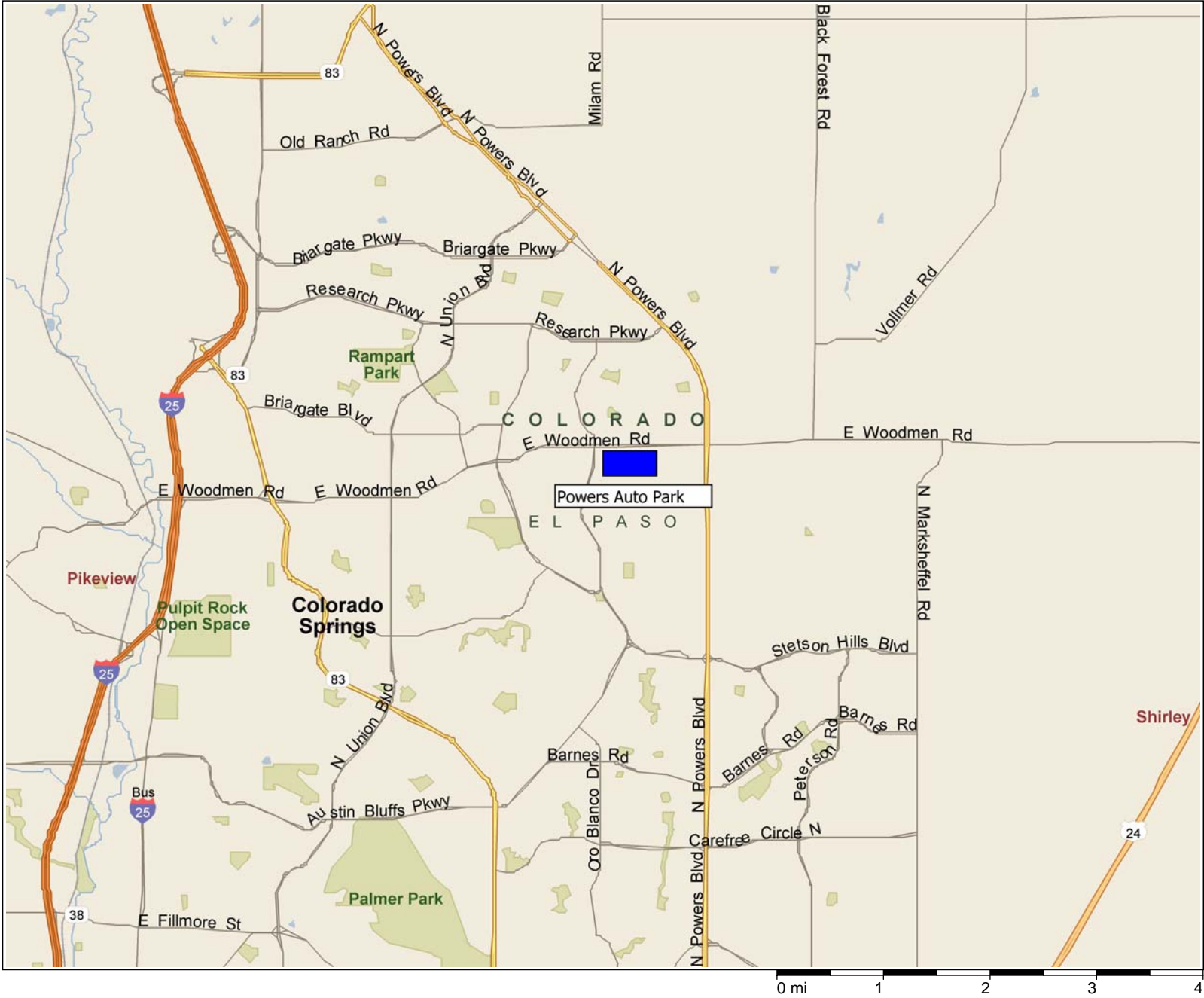
- Colorado Springs, Colorado -

## SITE DEMOGRAPHIC INFORMATION



111 South Tejon Street, Suite 222  
Colorado Springs, CO 80903  
719-593-2600  
norwoodinteractive.com

# POWER AUTOPARK LOCATION MAP



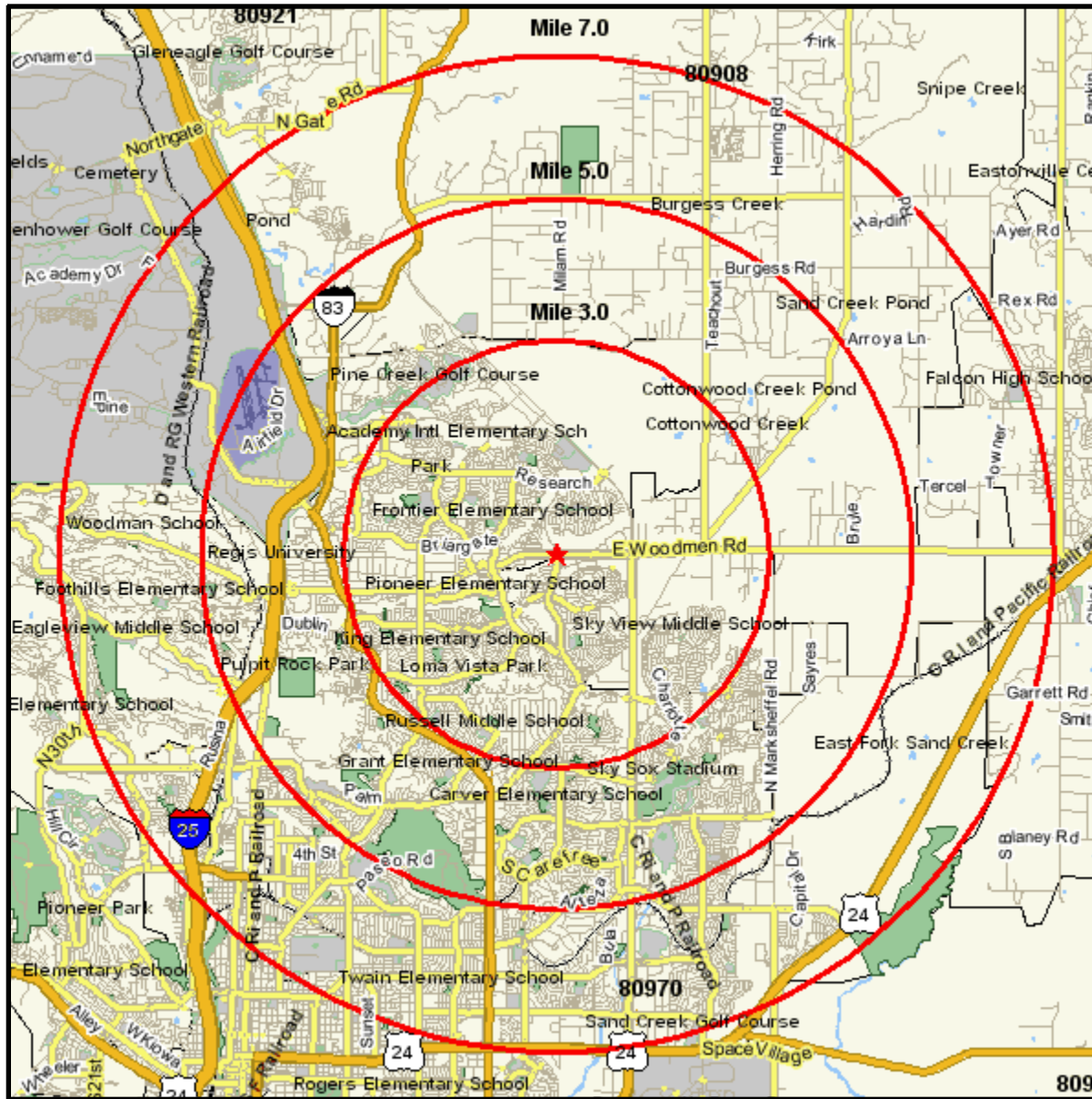


Copyright © and (P) 1988–2008 Microsoft Corporation and/or its suppliers. All rights reserved. <http://www.microsoft.com/mappoint/>  
Certain mapping and direction data © 2008 NAVTEQ. All rights reserved. The Data for areas of Canada includes information taken with permission from Canadian authorities, including: © Her Majesty the Queen in Right of Canada, © Queen's Printer for Ontario. NAVTEQ and NAVTEQ ON BOARD are trademarks of NAVTEQ. © 2008 Tele Atlas North America, Inc. All rights reserved. Tele Atlas and Tele Atlas North America are trademarks of Tele Atlas, Inc. © 2008 by Applied Geographic Systems. All rights reserved.

# AREA MAP

Prepared For: Nor'wood Development Group

AUSTIN BLUFFS PKWY AT E WOODMEN  
RD  
COLORADO SPRINGS, CO 80920  
Coord: 38.940172, -104.739521  
Radius - See Appendix for Details



# Pop-Facts: Demographic Snapshot Report

## Powers Auto Park

**Radius 1: AUSTIN BLUFFS PKWY AT E WOODMEN RD, COLORADO SPRINGS, CO 80920, aggregate**

**Radius 2: AUSTIN BLUFFS PKWY AT E WOODMEN RD, COLORADO SPRINGS, CO 80920, aggregate**

**Radius 3: AUSTIN BLUFFS PKWY AT E WOODMEN RD, COLORADO SPRINGS, CO 80920, aggregate**

Description	0.00 - 3.00 miles		0.00 - 5.00 miles		0.00 - 7.00 miles	
	Radius 1	%	Radius 2	%	Radius 3	%
<b>Population</b>						
2014 Projection	109,990		188,732		287,571	
2009 Estimate	96,330		168,355		264,310	
2000 Census	70,794		130,794		223,814	
1990 Census	43,074		90,479		168,670	
Growth 2009-2014	14.18%		12.10%		8.80%	
Growth 2000-2009	36.07%		28.72%		18.09%	
Growth 1990-2000	64.35%		44.56%		32.69%	
<b>2009 Est. Population by Single Race Classification</b>						
	96,330.00		168,355.00		264,310.00	
White Alone	81,306	84.40	140,496	83.45	218,913	82.82
Black or African American Alone	4,064	4.22	7,565	4.49	12,030	4.55
American Indian and Alaska Native Alone	691	0.72	1,260	0.75	2,286	0.86
Asian Alone	3,728	3.87	6,819	4.05	10,016	3.79
Native Hawaiian and Other Pacific Islander Alone	152	0.16	274	0.16	455	0.17
Some Other Race Alone	2,749	2.85	5,109	3.03	9,694	3.67
Two or More Races	3,640	3.78	6,831	4.06	10,915	4.13
<b>2009 Est. Population Hispanic or Latino by Origin*</b>						
	96,330.00		168,355.00		264,310.00	
Not Hispanic or Latino	87,761	91.10	152,255	90.44	236,046	89.31
Hispanic or Latino:	8,569	8.90	16,101	9.56	28,265	10.69
Mexican	4,104	47.89	7,810	48.51	14,080	49.81
Puerto Rican	696	8.12	1,184	7.35	1,969	6.97
Cuban	125	1.46	211	1.31	318	1.13
All Other Hispanic or Latino	3,644	42.53	6,896	42.83	11,898	42.09
<b>2009 Est. Hispanic or Latino by Single Race Class.</b>						
	8,569.00		16,101.00		28,265.00	
White Alone	4,591	53.58	8,486	52.70	14,469	51.19
Black or African American Alone	93	1.09	257	1.60	453	1.60
American Indian and Alaska Native Alone	220	2.57	434	2.70	746	2.64
Asian Alone	75	0.88	138	0.86	198	0.70
Native Hawaiian and Other Pacific Islander Alone	26	0.30	45	0.28	63	0.22
Some Other Race Alone	2,562	29.90	4,790	29.75	9,191	32.52
Two or More Races	1,002	11.69	1,951	12.12	3,143	11.12

# Pop-Facts: Demographic Snapshot Report

## Powers Auto Park

**Radius 1: AUSTIN BLUFFS PKWY AT E WOODMEN RD, COLORADO SPRINGS, CO 80920, aggregate**

**Radius 2: AUSTIN BLUFFS PKWY AT E WOODMEN RD, COLORADO SPRINGS, CO 80920, aggregate**

**Radius 3: AUSTIN BLUFFS PKWY AT E WOODMEN RD, COLORADO SPRINGS, CO 80920, aggregate**

Description	0.00 - 3.00 miles		0.00 - 5.00 miles		0.00 - 7.00 miles	
	Radius 1	%	Radius 2	%	Radius 3	%
<b>2009 Est. Pop. Asian Alone Race by Category*</b>	3,728.00		6,819.00		10,016.00	
Chinese, except Taiwanese	474	12.71	784	11.50	1,146	11.44
Filipino	648	17.38	1,154	16.92	1,542	15.40
Japanese	309	8.29	651	9.55	944	9.42
Asian Indian	538	14.43	1,108	16.25	2,068	20.65
Korean	1,127	30.23	1,969	28.88	2,684	26.80
Vietnamese	256	6.87	494	7.24	723	7.22
Cambodian	37	0.99	66	0.97	75	0.75
Hmong	9	0.24	9	0.13	14	0.14
Laotian	30	0.80	62	0.91	76	0.76
Thai	55	1.48	93	1.36	159	1.59
Other Asian	171	4.59	290	4.25	411	4.10
Two or more Asian categories	74	1.98	141	2.07	174	1.74

<b>2009 Est. Population by Ancestry</b>	96,330.00		168,355.00		264,310.00	
Pop, Arab	232	0.24	334	0.20	504	0.19
Pop, Czech	702	0.73	1,084	0.64	1,616	0.61
Pop, Danish	710	0.74	1,174	0.70	1,773	0.67
Pop, Dutch	1,265	1.31	2,054	1.22	3,238	1.23
Pop, English	8,264	8.58	14,309	8.50	22,726	8.60
Pop, French (except Basque)	1,793	1.86	3,231	1.92	4,859	1.84
Pop, French Canadian	756	0.78	1,271	0.75	1,978	0.75
Pop, German	17,489	18.16	30,254	17.97	46,571	17.62
Pop, Greek	392	0.41	565	0.34	741	0.28
Pop, Hungarian	380	0.39	581	0.35	793	0.30
Pop, Irish	7,191	7.46	12,406	7.37	19,713	7.46
Pop, Italian	3,759	3.90	6,583	3.91	10,237	3.87
Pop, Lithuanian	98	0.10	197	0.12	404	0.15
Pop, United States or American	5,456	5.66	9,476	5.63	15,369	5.81
Pop, Norwegian	2,764	2.87	4,274	2.54	6,158	2.33
Pop, Polish	2,038	2.12	3,692	2.19	5,555	2.10
Pop, Portuguese	137	0.14	225	0.13	318	0.12
Pop, Russian	489	0.51	783	0.47	1,140	0.43
Pop, Scottish	1,739	1.81	3,297	1.96	5,177	1.96
Pop, Scotch-Irish	1,910	1.98	3,047	1.81	4,696	1.78
Pop, Slovak	197	0.20	289	0.17	412	0.16
Pop, Sub-Saharan African	499	0.52	760	0.45	1,050	0.40
Pop, Swedish	1,752	1.82	2,876	1.71	4,141	1.57
Pop, Swiss	270	0.28	494	0.29	806	0.30
Pop, Ukrainian	257	0.27	444	0.26	592	0.22
Pop, Welsh	423	0.44	827	0.49	1,290	0.49
Pop, West Indian (exc Hisp groups)	190	0.20	238	0.14	401	0.15



# Pop-Facts: Demographic Snapshot Report

## Powers Auto Park

Radius 1: AUSTIN BLUFFS PKWY AT E WOODMEN RD, COLORADO SPRINGS, CO 80920, aggregate

Radius 2: AUSTIN BLUFFS PKWY AT E WOODMEN RD, COLORADO SPRINGS, CO 80920, aggregate

Radius 3: AUSTIN BLUFFS PKWY AT E WOODMEN RD, COLORADO SPRINGS, CO 80920, aggregate

Description	0.00 - 3.00 miles		0.00 - 5.00 miles		0.00 - 7.00 miles	
	Radius 1	%	Radius 2	%	Radius 3	%
<b>2009 Est. Population by Ancestry</b>						
Pop, Other ancestries	20,382	21.16	36,118	21.45	57,328	21.69
Pop, Ancestry Unclassified	14,801	15.36	27,471	16.32	44,724	16.92
<b>2009 Est. Pop Age 5+ by Language Spoken At Home</b>	88,445.00		155,257.00		244,687.00	
Speak Only English at Home	80,466	90.98	140,473	90.48	220,715	90.20
Speak Asian/Pacific Islander Language at Home	1,669	1.89	3,300	2.13	4,889	2.00
Speak IndoEuropean Language at Home	3,346	3.78	5,559	3.58	8,444	3.45
Speak Spanish at Home	2,612	2.95	5,389	3.47	9,921	4.05
Speak Other Language at Home	353	0.40	535	0.34	717	0.29
<b>2009 Est. Population by Sex</b>	96,330.00		168,355.00		264,310.00	
Male	47,590	49.40	82,685	49.11	129,796	49.11
Female	48,740	50.60	85,671	50.89	134,514	50.89
Male/Female Ratio	0.98		0.97		0.96	
<b>2009 Est. Population by Age</b>	96,330.00		168,355.00		264,310.00	
Age 0 - 4	7,885	8.19	13,099	7.78	19,623	7.42
Age 5 - 9	7,688	7.98	12,843	7.63	19,480	7.37
Age 10 - 14	7,960	8.26	12,926	7.68	19,289	7.30
Age 15 - 17	4,964	5.15	7,864	4.67	11,769	4.45
Age 18 - 20	3,431	3.56	6,201	3.68	9,843	3.72
Age 21 - 24	4,611	4.79	8,019	4.76	12,757	4.83
Age 25 - 34	13,702	14.22	24,846	14.76	38,383	14.52
Age 35 - 44	15,601	16.20	26,720	15.87	40,258	15.23
Age 45 - 49	7,918	8.22	13,213	7.85	20,615	7.80
Age 50 - 54	7,071	7.34	12,209	7.25	19,211	7.27
Age 55 - 59	5,685	5.90	10,184	6.05	16,189	6.13
Age 60 - 64	3,986	4.14	7,438	4.42	12,292	4.65
Age 65 - 74	3,746	3.89	7,811	4.64	14,175	5.36
Age 75 - 84	1,603	1.66	3,748	2.23	7,778	2.94
Age 85 and over	479	0.50	1,234	0.73	2,649	1.00
Age 16 and over	71,128	73.84	126,824	75.33	201,875	76.38
Age 18 and over	67,833	70.42	121,624	72.24	194,149	73.46
Age 21 and over	64,402	66.86	115,423	68.56	184,306	69.73
Age 65 and over	5,827	6.05	12,794	7.60	24,602	9.31
<b>2009 Est. Median Age</b>	33.48		34.35		35.25	
<b>2009 Est. Average Age</b>	33.46		34.53		35.60	



# Pop-Facts: Demographic Snapshot Report

## Powers Auto Park

Radius 1: AUSTIN BLUFFS PKWY AT E WOODMEN RD, COLORADO SPRINGS, CO 80920, aggregate

Radius 2: AUSTIN BLUFFS PKWY AT E WOODMEN RD, COLORADO SPRINGS, CO 80920, aggregate

Radius 3: AUSTIN BLUFFS PKWY AT E WOODMEN RD, COLORADO SPRINGS, CO 80920, aggregate

Description	0.00 - 3.00 miles		0.00 - 5.00 miles		0.00 - 7.00 miles	
	Radius 1	%	Radius 2	%	Radius 3	%
<b>2009 Est. Male Population by Age</b>	47,590.00		82,685.00		129,796.00	
Age 0 - 4	3,952	8.30	6,615	8.00	10,003	7.71
Age 5 - 9	3,927	8.25	6,537	7.91	9,917	7.64
Age 10 - 14	4,107	8.63	6,639	8.03	9,908	7.63
Age 15 - 17	2,590	5.44	4,054	4.90	6,066	4.67
Age 18 - 20	1,790	3.76	3,142	3.80	5,151	3.97
Age 21 - 24	2,358	4.95	4,076	4.93	6,577	5.07
Age 25 - 34	6,558	13.78	11,907	14.40	18,493	14.25
Age 35 - 44	7,656	16.09	13,371	16.17	20,242	15.60
Age 45 - 49	3,874	8.14	6,449	7.80	10,103	7.78
Age 50 - 54	3,420	7.19	5,829	7.05	9,198	7.09
Age 55 - 59	2,749	5.78	4,879	5.90	7,764	5.98
Age 60 - 64	1,981	4.16	3,612	4.37	5,913	4.56
Age 65 - 74	1,777	3.73	3,620	4.38	6,439	4.96
Age 75 - 84	689	1.45	1,534	1.86	3,161	2.44
Age 85 and over	163	0.34	419	0.51	861	0.66
<b>2009 Est. Median Age, Male</b>	32.73		33.63		34.34	
<b>2009 Est. Average Age, Male</b>	32.88		33.78		34.63	
<b>2009 Est. Female Population by Age</b>	48,740.00		85,671.00		134,514.00	
Age 0 - 4	3,933	8.07	6,483	7.57	9,620	7.15
Age 5 - 9	3,762	7.72	6,307	7.36	9,562	7.11
Age 10 - 14	3,853	7.91	6,287	7.34	9,382	6.97
Age 15 - 17	2,374	4.87	3,810	4.45	5,703	4.24
Age 18 - 20	1,642	3.37	3,059	3.57	4,692	3.49
Age 21 - 24	2,253	4.62	3,943	4.60	6,180	4.59
Age 25 - 34	7,143	14.66	12,939	15.10	19,890	14.79
Age 35 - 44	7,945	16.30	13,349	15.58	20,016	14.88
Age 45 - 49	4,044	8.30	6,764	7.90	10,512	7.81
Age 50 - 54	3,651	7.49	6,379	7.45	10,014	7.44
Age 55 - 59	2,936	6.02	5,305	6.19	8,424	6.26
Age 60 - 64	2,006	4.12	3,826	4.47	6,379	4.74
Age 65 - 74	1,968	4.04	4,191	4.89	7,736	5.75
Age 75 - 84	914	1.88	2,214	2.58	4,617	3.43
Age 85 and over	315	0.65	816	0.95	1,788	1.33
<b>2009 Est. Median Age, Female</b>	34.17		35.01		36.11	
<b>2009 Est. Average Age, Female</b>	34.03		35.26		36.54	



# Pop-Facts: Demographic Snapshot Report

## Powers Auto Park

Radius 1: AUSTIN BLUFFS PKWY AT E WOODMEN RD, COLORADO SPRINGS, CO 80920, aggregate

Radius 2: AUSTIN BLUFFS PKWY AT E WOODMEN RD, COLORADO SPRINGS, CO 80920, aggregate

Radius 3: AUSTIN BLUFFS PKWY AT E WOODMEN RD, COLORADO SPRINGS, CO 80920, aggregate

Description	0.00 - 3.00 miles		0.00 - 5.00 miles		0.00 - 7.00 miles	
	Radius 1	%	Radius 2	%	Radius 3	%
<b>2009 Est. Population Age 15+ by Marital Status*</b>	72,797.00		129,487.00		205,918.00	
Total, Never Married	15,318	21.04	27,174	20.99	44,581	21.65
Married, Spouse present	48,498	66.62	83,460	64.45	127,243	61.79
Married, Spouse absent	1,817	2.50	3,972	3.07	6,661	3.23
Widowed	1,695	2.33	3,902	3.01	7,729	3.75
Divorced	5,468	7.51	10,979	8.48	19,704	9.57
Males, Never Married	8,468	11.63	14,761	11.40	24,593	11.94
Previously Married	2,528	3.47	5,282	4.08	9,536	4.63
Females, Never Married	6,850	9.41	12,414	9.59	19,988	9.71
Previously Married	4,635	6.37	9,599	7.41	17,896	8.69
<b>2009 Est. Pop. Age 25+ by Educational Attainment*</b>	59,790.00		107,404.00		171,549.00	
Less than 9th grade	354	0.59	959	0.89	2,396	1.40
Some High School, no diploma	1,591	2.66	3,744	3.49	7,966	4.64
High School Graduate (or GED)	9,260	15.49	18,537	17.26	33,461	19.51
Some College, no degree	15,908	26.61	29,326	27.30	45,983	26.80
Associate Degree	6,907	11.55	11,796	10.98	17,370	10.13
Bachelor's Degree	16,726	27.97	28,233	26.29	41,814	24.37
Master's Degree	7,678	12.84	12,237	11.39	18,263	10.65
Professional School Degree	725	1.21	1,362	1.27	2,435	1.42
Doctorate Degree	641	1.07	1,210	1.13	1,862	1.09
<b>Households</b>						
2014 Projection	37,133		66,998		106,904	
2009 Estimate	32,838		60,334		98,807	
2000 Census	24,485		47,675		84,536	
1990 Census	14,988		33,461		64,325	
Growth 2009-2014	13.08%		11.05%		8.19%	
Growth 2000-2009	34.11%		26.55%		16.88%	
Growth 1990-2000	63.36%		42.48%		31.42%	
<b>2009 Est. Households by Household Type</b>	32,838.00		60,334.00		98,807.00	
Family Households	25,750	78.42	44,852	74.34	70,166	71.01
Nonfamily Households	7,088	21.58	15,482	25.66	28,641	28.99
<b>2009 Est. Group Quarters Population</b>	103.00		1,064.00		2,574.00	
<b>2009 Households by Ethnicity, Hispanic/Latino</b>	2,333.00	7.10	4,553.00	7.55	8,341.00	8.44



# Pop-Facts: Demographic Snapshot Report

## Powers Auto Park

Radius 1: AUSTIN BLUFFS PKWY AT E WOODMEN RD, COLORADO SPRINGS, CO 80920, aggregate

Radius 2: AUSTIN BLUFFS PKWY AT E WOODMEN RD, COLORADO SPRINGS, CO 80920, aggregate

Radius 3: AUSTIN BLUFFS PKWY AT E WOODMEN RD, COLORADO SPRINGS, CO 80920, aggregate

Description	0.00 - 3.00 miles		0.00 - 5.00 miles		0.00 - 7.00 miles	
	Radius 1	%	Radius 2	%	Radius 3	%
<b>2009 Est. Households by Household Income</b>	32,838.00		60,334.00		98,807.00	
Income Less than \$15,000	998	3.04	2,648	4.39	6,422	6.50
Income \$15,000 - \$24,999	1,091	3.32	3,229	5.35	7,278	7.37
Income \$25,000 - \$34,999	1,939	5.90	4,849	8.04	9,645	9.76
Income \$35,000 - \$49,999	4,182	12.74	8,464	14.03	14,644	14.82
Income \$50,000 - \$74,999	8,851	26.95	15,574	25.81	24,130	24.42
Income \$75,000 - \$99,999	7,199	21.92	11,567	19.17	16,228	16.42
Income \$100,000 - \$149,999	6,581	20.04	10,329	17.12	14,611	14.79
Income \$150,000 - \$249,999	1,670	5.09	3,016	5.00	4,634	4.69
Income \$250,000 - \$499,999	272	0.83	541	0.90	972	0.98
Income \$500,000 and more	56	0.17	117	0.19	244	0.25
<b>2009 Est. Average Household Income</b>	82,080.51		77,229.39		72,574.50	
<b>2009 Est. Median Household Income</b>	73,186.85		67,620.39		61,826.59	
<b>2009 Est. Per Capita Income</b>	28,016.27		27,774.28		27,260.36	
<b>2009 Est. Household Type, Presence Own Children*</b>	32,838.00		60,334.00		98,807.00	
Single Male Householder	2,498	7.61	5,522	9.15	10,456	10.58
Single Female Householder	2,647	8.06	6,092	10.10	11,596	11.74
Married-Couple Family, own children	13,174	40.12	21,032	34.86	30,302	30.67
Married-Couple Family, no own children	9,261	28.20	17,369	28.79	28,147	28.49
Male Householder, own children	596	1.81	1,120	1.86	1,932	1.96
Male Householder, no own children	365	1.11	691	1.15	1,272	1.29
Female Householder, own children	1,700	5.18	3,178	5.27	5,694	5.76
Female Householder, no own children	654	1.99	1,462	2.42	2,819	2.85
Nonfamily, Male Householder	1,179	3.59	2,309	3.83	3,940	3.99
Nonfamily, Female Householder	765	2.33	1,560	2.59	2,649	2.68
<b>2009 Est. Households by Household Size*</b>	32,838.00		60,334.00		98,807.00	
1-person household	5,144	15.66	11,613	19.25	22,052	22.32
2-person household	9,881	30.09	19,250	31.91	32,354	32.74
3-person household	6,559	19.97	11,454	18.98	17,990	18.21
4-person household	6,811	20.74	10,904	18.07	16,182	16.38
5-person household	3,000	9.14	4,706	7.80	6,784	6.87
6-person household	1,003	3.05	1,672	2.77	2,420	2.45
7 or more person household	440	1.34	736	1.22	1,026	1.04
<b>2009 Est. Average Household Size</b>	2.93		2.77		2.65	



# Pop-Facts: Demographic Snapshot Report

## Powers Auto Park

Radius 1: AUSTIN BLUFFS PKWY AT E WOODMEN RD, COLORADO SPRINGS, CO 80920, aggregate

Radius 2: AUSTIN BLUFFS PKWY AT E WOODMEN RD, COLORADO SPRINGS, CO 80920, aggregate

Radius 3: AUSTIN BLUFFS PKWY AT E WOODMEN RD, COLORADO SPRINGS, CO 80920, aggregate

Description	0.00 - 3.00 miles		0.00 - 5.00 miles		0.00 - 7.00 miles	
	Radius 1	%	Radius 2	%	Radius 3	%
<b>2009 Est. Households by Presence of People*</b>	32,838.00		60,334.00		98,807.00	

### Households with 1 or more People under Age 18:

Married-Couple Family	13,491	41.08	21,624	35.84	31,310	31.69
Other Family, Male Householder	651	1.98	1,227	2.03	2,133	2.16
Other Family, Female Householder	1,809	5.51	3,445	5.71	6,243	6.32
Nonfamily, Male Householder	85	0.26	159	0.26	312	0.32
Nonfamily, Female Householder	28	0.09	53	0.09	105	0.11

### Households no People under Age 18:

Married-Couple Family	8,945	27.24	16,777	27.81	27,139	27.47
Other Family, Male Householder	311	0.95	584	0.97	1,072	1.08
Other Family, Female Householder	544	1.66	1,194	1.98	2,269	2.30
Nonfamily, Male Householder	3,592	10.94	7,672	12.72	14,084	14.25
Nonfamily, Female Householder	3,384	10.31	7,599	12.59	14,140	14.31

<b>2009 Est. Households by Number of Vehicles*</b>	32,838.00		60,334.00		98,807.00	
No Vehicles	559	1.70	1,355	2.25	3,778	3.82
1 Vehicle	6,729	20.49	14,499	24.03	26,966	27.29
2 Vehicles	17,923	54.58	30,908	51.23	46,957	47.52
3 Vehicles	5,547	16.89	9,905	16.42	15,200	15.38
4 Vehicles	1,607	4.89	2,749	4.56	4,323	4.38
5 or more Vehicles	474	1.44	918	1.52	1,582	1.60

<b>2009 Est. Average Number of Vehicles*</b>	2.09		2.03		1.96	
--	------	--	------	--	------	--

### Family Households

2014 Projection	29,068		49,857		75,958	
2009 Estimate	25,750		44,852		70,166	
2000 Census	19,205		35,231		59,989	
1990 Census	11,649		24,554		45,932	
Growth 2009-2014	12.89%		11.16%		8.25%	
Growth 2000-2009	34.08%		27.31%		16.96%	
Growth 1990-2000	64.86%		43.48%		30.60%	



# Pop-Facts: Demographic Snapshot Report

## Powers Auto Park

Radius 1: AUSTIN BLUFFS PKWY AT E WOODMEN RD, COLORADO SPRINGS, CO 80920, aggregate

Radius 2: AUSTIN BLUFFS PKWY AT E WOODMEN RD, COLORADO SPRINGS, CO 80920, aggregate

Radius 3: AUSTIN BLUFFS PKWY AT E WOODMEN RD, COLORADO SPRINGS, CO 80920, aggregate

Description	0.00 - 3.00 miles		0.00 - 5.00 miles		0.00 - 7.00 miles	
	Radius 1	%	Radius 2	%	Radius 3	%
<b>2009 Est. Family Households by Household Income</b>	25,750.00		44,852.00		70,166.00	
Income Less than \$15,000	445	1.73	981	2.19	2,117	3.02
Income \$15,000 - \$24,999	464	1.80	1,356	3.02	2,998	4.27
Income \$25,000 - \$34,999	973	3.78	2,324	5.18	4,688	6.68
Income \$35,000 - \$49,999	2,479	9.63	4,998	11.14	8,733	12.45
Income \$50,000 - \$74,999	7,043	27.35	12,144	27.08	18,758	26.73
Income \$75,000 - \$99,999	6,605	25.65	10,622	23.68	14,611	20.82
Income \$100,000 - \$149,999	6,037	23.44	9,274	20.68	13,125	18.71
Income \$150,000 - \$249,999	1,473	5.72	2,660	5.93	4,161	5.93
Income \$250,000 - \$499,999	195	0.76	409	0.91	780	1.11
Income \$500,000 and more	37	0.14	84	0.19	194	0.28
<b>2009 Est. Average Family Household Income</b>	88,237.23		85,436.51		82,881.09	
<b>2009 Est. Median Family Household Income</b>	80,570.69		76,467.34		72,052.08	
<b>2009 Est. Families by Poverty Status*</b>	25,750.00		44,852.00		70,166.00	
<b>Income At or Above Poverty Level:</b>						
Married-Couple Family, own children	13,698	53.20	21,788	48.58	31,004	44.19
Married-Couple Family, no own children	8,513	33.06	16,082	35.86	26,430	37.67
Male Householder, own children	603	2.34	1,126	2.51	2,018	2.88
Male Householder, no own children	274	1.06	506	1.13	866	1.23
Female Householder, own children	1,459	5.67	2,656	5.92	4,689	6.68
Female Householder, no own children	606	2.35	1,345	3.00	2,438	3.47
<b>Income Below Poverty Level:</b>						
Married-Couple Family, own children	196	0.76	416	0.93	751	1.07
Married-Couple Family, no own children	28	0.11	114	0.25	264	0.38
Male Householder, own children	62	0.24	146	0.33	262	0.37
Male Householder, no own children	23	0.09	33	0.07	58	0.08
Female Householder, own children	275	1.07	599	1.34	1,301	1.85
Female Householder, no own children	14	0.05	39	0.09	84	0.12
<b>2009 Est. Pop Age 16+ by Employment Status*</b>	71,128.00		126,824.00		201,875.00	
In Armed Forces	3,691	5.19	5,810	4.58	8,521	4.22
Civilian - Employed	49,655	69.81	87,129	68.70	135,239	66.99
Civilian - Unemployed	1,461	2.05	3,148	2.48	5,680	2.81
Not in Labor Force	16,321	22.95	30,737	24.24	52,436	25.97



# Pop-Facts: Demographic Snapshot Report

## Powers Auto Park

**Radius 1: AUSTIN BLUFFS PKWY AT E WOODMEN RD, COLORADO SPRINGS, CO 80920, aggregate**

**Radius 2: AUSTIN BLUFFS PKWY AT E WOODMEN RD, COLORADO SPRINGS, CO 80920, aggregate**

**Radius 3: AUSTIN BLUFFS PKWY AT E WOODMEN RD, COLORADO SPRINGS, CO 80920, aggregate**

Description	0.00 - 3.00 miles		0.00 - 5.00 miles		0.00 - 7.00 miles	
	Radius 1	%	Radius 2	%	Radius 3	%
<b>2009 Est. Civ Employed Pop 16+ Class of Worker*</b>	49,655.00		87,129.00		135,239.00	
For-Profit Private Workers	35,252	70.99	61,406	70.48	95,376	70.52
Non-Profit Private Workers	4,697	9.46	8,024	9.21	12,007	8.88
Local Government Workers	3,395	6.84	6,055	6.95	9,259	6.85
State Government Workers	1,145	2.31	1,841	2.11	3,057	2.26
Federal Government Workers	2,789	5.62	4,733	5.43	6,644	4.91
Self-Emp Workers	2,327	4.69	4,940	5.67	8,613	6.37
Unpaid Family Workers	50	0.10	131	0.15	283	0.21
<b>2009 Est. Civ Employed Pop 16+ by Occupation*</b>	49,655.00		87,129.00		135,239.00	
Management, Business, and Financial Operations	8,497	17.11	14,103	16.19	21,071	15.58
Professional and Related Occupations	15,326	30.86	25,235	28.96	37,199	27.51
Service	5,598	11.27	10,331	11.86	16,623	12.29
Sales and Office	14,161	28.52	25,120	28.83	38,548	28.50
Farming, Fishing, and Forestry	10	0.02	33	0.04	103	0.08
Construction, Extraction and Maintenance	2,657	5.35	5,600	6.43	10,298	7.61
Production, Transportation and Material Moving	3,406	6.86	6,706	7.70	11,396	8.43
<b>2009 Est. Pop 16+ by Occupation Classification*</b>	49,655.00		87,129.00		135,239.00	
Blue Collar	6,064	12.21	12,306	14.12	21,694	16.04
White Collar	37,984	76.50	64,433	73.95	96,768	71.55
Service and Farm	5,607	11.29	10,390	11.92	16,778	12.41
<b>2009 Est. Workers Age 16+, Transportation To Work*</b>	52,736.00		91,815.00		141,849.00	
Drove Alone	44,887	85.12	76,719	83.56	116,389	82.05
Car Pooled	4,887	9.27	9,139	9.95	14,728	10.38
Public Transportation	103	0.20	350	0.38	945	0.67
Walked	378	0.72	1,063	1.16	2,619	1.85
Motorcycle	61	0.12	116	0.13	146	0.10
Bicycle	103	0.20	162	0.18	374	0.26
Other Means	249	0.47	396	0.43	630	0.44
Worked at Home	2,067	3.92	3,871	4.22	6,019	4.24
<b>2009 Est. Workers Age 16+ by Travel Time to Work*</b>	50,668.00		87,944.00		135,831.00	
Less than 15 Minutes	11,854	23.40	20,800	23.65	35,779	26.34
15 - 29 Minutes	25,707	50.74	44,536	50.64	66,742	49.14
30 - 44 Minutes	8,993	17.75	15,746	17.90	23,037	16.96
45 - 59 Minutes	1,570	3.10	2,598	2.95	3,929	2.89
60 or more Minutes	2,544	5.02	4,264	4.85	6,344	4.67
<b>2009 Est. Average Travel Time to Work in Minutes*</b>	25.01		24.81		24.23	



# Pop-Facts: Demographic Snapshot Report

## Powers Auto Park

Radius 1: AUSTIN BLUFFS PKWY AT E WOODMEN RD, COLORADO SPRINGS, CO 80920, aggregate

Radius 2: AUSTIN BLUFFS PKWY AT E WOODMEN RD, COLORADO SPRINGS, CO 80920, aggregate

Radius 3: AUSTIN BLUFFS PKWY AT E WOODMEN RD, COLORADO SPRINGS, CO 80920, aggregate

Description	0.00 - 3.00 miles		0.00 - 5.00 miles		0.00 - 7.00 miles	
	Radius 1	%	Radius 2	%	Radius 3	%
<b>2009 Est. Tenure of Occupied Housing Units</b>	32,838.00		60,334.00		98,807.00	
Owner Occupied	26,321	80.15	45,665	75.69	71,232	72.09
Renter Occupied	6,517	19.85	14,669	24.31	27,575	27.91
<b>2009 Occ Housing Units, Avg Length of Residence</b>	5.44		5.98		6.82	
<b>2009 Est. All Owner-Occupied Housing Values</b>	26,321.00		45,665.00		71,232.00	
Value Less than \$20,000	34	0.13	142	0.31	1,016	1.43
Value \$20,000 - \$39,999	81	0.31	145	0.32	663	0.93
Value \$40,000 - \$59,999	37	0.14	165	0.36	519	0.73
Value \$60,000 - \$79,999	42	0.16	196	0.43	448	0.63
Value \$80,000 - \$99,999	121	0.46	479	1.05	1,007	1.41
Value \$100,000 - \$149,999	1,668	6.34	4,278	9.37	9,575	13.44
Value \$150,000 - \$199,999	8,435	32.05	14,869	32.56	22,924	32.18
Value \$200,000 - \$299,999	12,294	46.71	19,003	41.61	24,887	34.94
Value \$300,000 - \$399,999	3,048	11.58	4,813	10.54	7,191	10.10
Value \$400,000 - \$499,999	363	1.38	826	1.81	1,486	2.09
Value \$500,000 - \$749,999	163	0.62	565	1.24	1,156	1.62
Value \$750,000 - \$999,999	8	0.03	93	0.20	228	0.32
Value \$1,000,000 or more	27	0.10	91	0.20	132	0.19
<b>2009 Est. Median All Owner-Occupied Housing Value</b>	222,309.88		213,465.59		198,829.88	
<b>2009 Est. Housing Units by Units in Structure*</b>	34,886.00		64,326.00		105,418.00	
1 Unit Attached	1,812	5.19	3,904	6.07	5,851	5.55
1 Unit Detached	28,714	82.31	48,508	75.41	74,577	70.74
2 Units	52	0.15	132	0.21	817	0.78
3 to 19 Units	2,989	8.57	7,200	11.19	12,527	11.88
20 to 49 Units	633	1.81	2,403	3.74	5,175	4.91
50 or More Units	441	1.26	1,459	2.27	3,010	2.86
Mobile Home or Trailer	232	0.67	688	1.07	3,317	3.15
Boat, RV, Van, etc.	14	0.04	32	0.05	145	0.14



# Pop-Facts: Demographic Snapshot Report

## Powers Auto Park

Radius 1: AUSTIN BLUFFS PKWY AT E WOODMEN RD, COLORADO SPRINGS, CO 80920, aggregate

Radius 2: AUSTIN BLUFFS PKWY AT E WOODMEN RD, COLORADO SPRINGS, CO 80920, aggregate

Radius 3: AUSTIN BLUFFS PKWY AT E WOODMEN RD, COLORADO SPRINGS, CO 80920, aggregate

Description	0.00 - 3.00 miles		0.00 - 5.00 miles		0.00 - 7.00 miles	
	<i>Radius 1</i>	%	<i>Radius 2</i>	%	<i>Radius 3</i>	%
<b>2009 Est. Housing Units by Year Structure Built</b>	34,886.00		64,326.00		105,418.00	
Housing Units Built 1999 to 2009	12,195	34.96	19,789	30.76	24,938	23.66
Housing Unit Built 1995 to 1998	4,827	13.84	6,992	10.87	9,890	9.38
Housing Unit Built 1990 to 1994	2,899	8.31	4,466	6.94	6,450	6.12
Housing Unit Built 1980 to 1989	9,182	26.32	14,810	23.02	21,499	20.39
Housing Unit Built 1970 to 1979	4,880	13.99	14,579	22.66	23,629	22.41
Housing Unit Built 1960 to 1969	670	1.92	2,685	4.17	9,972	9.46
Housing Unit Built 1950 to 1959	83	0.24	518	0.81	6,131	5.82
Housing Unit Built 1940 to 1949	54	0.15	173	0.27	1,319	1.25
Housing Unit Built 1939 or Earlier	96	0.28	314	0.49	1,589	1.51
<b>2009 Est. Median Year Structure Built **</b>	1,994.27		1,989.38		1,984.68	

\*In contrast to Claritas Demographic Estimates, "smoothed" data items are Census 2000 tables made consistent with current year estimated and 5 year projected base counts.

\*\*1939 will appear when at least half of the Housing Units in this reports area were built in 1939 or earlier.



## Business-Facts: 2 Digit SIC Summary

### Powers Auto Park

**Radius 1: AUSTIN BLUFFS PKWY AT E WOODMEN RD, COLORADO SPRINGS, CO , 0.00 - 3.00 Miles, Total**

SIC Code	Business Description	Total Establishment	Total Employees	Sales (in Millions)	Establishments 20+ Employees
TOT	All Industries	1,997	18,870	2,149.3	177
MAN	All Manufacturing (SIC 20-39)	39	826	61.0	6
RET	All Retailing (SIC 52-59)	293	5,049	609.3	60
ADM	Public Administration (SIC 90-97)	4	25	0	0
01	Agricultural Production - Crops	0	0	0	0
02	Agricultural Production - Livestock	0	0	0	0
07	Agricultural Services	65	306	12.9	4
08	Forestry	0	0	0	0
09	Fishing, Hunting and Trapping	1	2	.1	0
10	Metal Mining	0	0	0	0
12	Coal Mining	0	0	0	0
13	Oil and Gas Extraction	0	0	0	0
14	Mining NonMetalics, Except Fuels	0	0	0	0
15	Building Construction and General Contractors	93	332	90.5	2
16	Heavy Construction, Except SIC 15	5	23	2.7	0
17	Construction-Special Trade Contractors	150	600	93.9	3
20	Food and Kindred Products	1	4	.7	0
21	Tobacco Manufacturers	0	0	0	0
22	Textile Mill Products	0	0	0	0
23	Apparel and Other Fabric Products	0	0	0	0
24	Lumber and Wood Products, Except Furniture	2	4	.4	0
25	Furniture and Fixtures	1	1	.2	0
26	Paper and Allied Products	0	0	0	0
27	Printing, Publishing and Allied Industries	14	691	45.3	4
28	Chemicals and Allied Products	0	0	0	0
29	Petroleum Refining and Related Industries	0	0	0	0
30	Rubber and Miscellaneous Plastics Products	0	0	0	0
31	Leather and Leather Products	0	0	0	0
32	Stone, Clay, Glass and Concrete Products	1	35	4.1	1
33	Primary Metal Industries	0	0	0	0
34	Fabricated Metal Products	5	22	2.1	0
35	Industry and Commercial Machinery and Computers	3	15	1.1	0
36	Electrical and Electronic Equipment(Ex. Computers)	3	26	4.3	1
37	Transportation Equipment	1	2	.4	0
38	Measuring and Analyzing Instruments	3	18	1.3	0
39	Miscellaneous Manufacturing Industries	5	8	1.1	0
40	Railroad Transportation	0	0	0	0
41	Local, Suburban and Interurban Transportation	1	1	.1	0
42	Motor Freight Transportation and Warehouse	23	68	8.2	0



## Business-Facts: 2 Digit SIC Summary

### Powers Auto Park

Radius 1: AUSTIN BLUFFS PKWY AT E WOODMEN RD, COLORADO SPRINGS, CO , 0.00 - 3.00 Miles, Total

SIC Code	Business Description	Total Establishment	Total Employees	Sales (in Millions)	Establishments 20+ Employees
43	U.S. Postal Service	3	11	.3	0
44	Water Transportation	0	0	0	0
45	Transportation by Air	0	0	0	0
46	Pipe Lines, Except Natural Gas	0	0	0	0
47	Transportation Services	12	55	16.5	0
48	Communication	11	40	3.3	0
49	Electric, Gas and Sanitary Services	5	46	4.1	1
50	Wholesale Trade-Durable Goods	44	259	45.0	2
51	Wholesale Trade-NonDurable Goods	8	41	8.2	0
52	Building Materials, Garden Supply and Mobile Homes	18	317	43.2	2
53	General Merchandise Stores	12	1,438	159.2	8
54	Food Stores	26	365	61.4	2
55	Automobile Dealers and Gas Service Stations	24	364	119.0	5
56	Apparel and Accessory Stores	7	19	1.2	0
57	Home Furniture,Furnishings and Equipment	36	274	53.3	5
58	Eating and Drinking Places	90	1,563	71.3	28
59	Miscellaneous Retail	80	709	100.7	10
60	Depository Institutions	24	225	59.2	2
61	NonDepository Credit Institutions	33	269	83.8	2
62	Security and Commodity Brokers and Service	24	80	12.1	0
63	Insurance Carriers	3	60	8.5	1
64	Insurance Agents, Brokers and Service	61	205	47.9	1
65	Real Estate	109	738	104.2	3
67	Holding and Other Investment Offices	4	19	4.2	0
70	Hotels and Other Lodging Places	1	2	.2	0
72	Personal Services	123	590	31.4	4
73	Business Services	121	425	52.6	1
75	Automobile Repair, Services and Parking	45	171	11.7	0
76	Miscellaneous Repair Services	30	91	12.1	1
78	Motion Pictures	16	53	7.7	0
79	Amusement and Recreational Service (Ex. Movies)	53	634	42.6	7
80	Health Services	253	2,444	236.2	17
81	Legal Services	11	37	6.7	0
82	Educational Services	65	3,092	347.8	36
83	Social Services	69	794	40.6	9
84	Museums, Art Galleries, Zoos, Etc.	0	0	0	0
86	Membership Organizations	64	547	32.0	10
87	Eng, Acct, Research and Mgmt Related Services	69	416	50.5	4
89	Miscellaneous Services	10	20	1.2	0



## Business-Facts: 2 Digit SIC Summary

### Powers Auto Park

Radius 1: AUSTIN BLUFFS PKWY AT E WOODMEN RD, COLORADO SPRINGS, CO , 0.00 - 3.00 Miles, Total

SIC Code	Business Description	Total Establishment	Total Employees	Sales (in Millions)	Establishments 20+ Employees
91	Exec., Leg. and Gen. Govt. (Except Finance)	2	10	0	0
92	Justice, Public Order and Safety	0	0	0	0
93	Public Finance, Taxation and Monetary Policy	0	0	0	0
94	Administration Of Human Resource Programs	1	13	0	0
95	Admin. Of Environ. Quality and Housing Programs	0	0	0	0
96	Administration Of Economic Programs	0	0	0	0
97	National Security and International Affairs	1	2	0	0
99	NonClassifiable Establishments	52	274	0	1





## Business-Facts: 2 Digit SIC Summary

### Powers Auto Park

**Radius 2: AUSTIN BLUFFS PKWY AT E WOODMEN RD, COLORADO SPRINGS, CO , 0.00 - 5.00 Miles, Total**

SIC Code	Business Description	Total Establishment	Total Employees	Sales (in Millions)	Establishments 20+ Employees
43	U.S. Postal Service	8	97	1.1	1
44	Water Transportation	0	0	0	0
45	Transportation by Air	3	567	62.9	2
46	Pipe Lines, Except Natural Gas	0	0	0	0
47	Transportation Services	31	125	37.0	0
48	Communication	55	966	66.8	11
49	Electric, Gas and Sanitary Services	8	63	5.7	1
50	Wholesale Trade-Durable Goods	113	670	122.0	3
51	Wholesale Trade-NonDurable Goods	23	109	19.2	0
52	Building Materials, Garden Supply and Mobile Homes	62	993	133.9	5
53	General Merchandise Stores	36	2,956	326.7	22
54	Food Stores	74	1,164	173.3	8
55	Automobile Dealers and Gas Service Stations	74	1,133	340.8	15
56	Apparel and Accessory Stores	79	756	51.0	10
57	Home Furniture,Furnishings and Equipment	156	2,495	529.7	23
58	Eating and Drinking Places	352	7,812	358.9	132
59	Miscellaneous Retail	294	2,810	319.2	37
60	Depository Institutions	92	1,674	392.5	9
61	NonDepository Credit Institutions	98	627	192.5	3
62	Security and Commodity Brokers and Service	108	1,082	166.3	4
63	Insurance Carriers	9	81	11.4	1
64	Insurance Agents, Brokers and Service	191	1,209	282.1	7
65	Real Estate	326	2,625	364.5	22
67	Holding and Other Investment Offices	11	54	14.0	1
70	Hotels and Other Lodging Places	27	602	24.8	11
72	Personal Services	359	1,731	77.2	14
73	Business Services	319	2,555	369.8	16
75	Automobile Repair, Services and Parking	105	524	34.9	2
76	Miscellaneous Repair Services	59	148	18.9	1
78	Motion Pictures	31	134	15.9	1
79	Amusement and Recreational Service (Ex. Movies)	140	1,495	106.3	26
80	Health Services	602	5,146	464.0	36
81	Legal Services	42	151	27.3	1
82	Educational Services	131	7,075	716.7	70
83	Social Services	176	1,877	106.1	24
84	Museums, Art Galleries, Zoos, Etc.	2	9	.2	0
86	Membership Organizations	155	2,455	144.2	23
87	Eng, Acct, Research and Mgmt Related Services	231	2,199	370.8	17
89	Miscellaneous Services	22	194	10.0	2



## Business-Facts: 2 Digit SIC Summary

### Powers Auto Park

Radius 2: AUSTIN BLUFFS PKWY AT E WOODMEN RD, COLORADO SPRINGS, CO , 0.00 - 5.00 Miles, Total

SIC Code	Business Description	Total Establishment	Total Employees	Sales (in Millions)	Establishments 20+ Employees
91	Exec., Leg. and Gen. Govt. (Except Finance)	12	62	0	1
92	Justice, Public Order and Safety	5	340	0	2
93	Public Finance, Taxation and Monetary Policy	0	0	0	0
94	Administration Of Human Resource Programs	1	13	0	0
95	Admin. Of Environ. Quality and Housing Programs	1	3	0	0
96	Administration Of Economic Programs	6	49	0	0
97	National Security and International Affairs	10	45	0	0
99	NonClassifiable Establishments	123	891	0	3



## Business-Facts: 2 Digit SIC Summary

### Powers Auto Park

**Radius 3: AUSTIN BLUFFS PKWY AT E WOODMEN RD, COLORADO SPRINGS, CO , 0.00 - 7.00 Miles, Total**

SIC Code	Business Description	Total Establishment	Total Employees	Sales (in Millions)	Establishments 20+ Employees
TOT	All Industries	10,362	131,373	14,534.2	1,218
MAN	All Manufacturing (SIC 20-39)	445	8,235	688.3	96
RET	All Retailing (SIC 52-59)	2,075	31,173	3,472.7	393
ADM	Public Administration (SIC 90-97)	69	1,426	0	13
01	Agricultural Production - Crops	1	5	.3	0
02	Agricultural Production - Livestock	5	47	2.8	1
07	Agricultural Services	253	1,485	58.3	17
08	Forestry	1	4	.3	0
09	Fishing, Hunting and Trapping	5	18	1.3	0
10	Metal Mining	0	0	0	0
12	Coal Mining	0	0	0	0
13	Oil and Gas Extraction	3	39	4.4	1
14	Mining NonMetalics, Except Fuels	2	7	.4	0
15	Building Construction and General Contractors	335	2,136	601.3	20
16	Heavy Construction, Except SIC 15	38	447	51.1	8
17	Construction-Special Trade Contractors	577	5,361	807.9	56
20	Food and Kindred Products	18	379	26.0	4
21	Tobacco Manufacturers	0	0	0	0
22	Textile Mill Products	3	6	.8	0
23	Apparel and Other Fabric Products	10	29	3.7	0
24	Lumber and Wood Products, Except Furniture	17	256	21.5	5
25	Furniture and Fixtures	7	77	9.7	2
26	Paper and Allied Products	7	84	6.8	2
27	Printing, Publishing and Allied Industries	113	1,802	155.7	22
28	Chemicals and Allied Products	5	26	3.9	0
29	Petroleum Refining and Related Industries	1	12	1.0	0
30	Rubber and Miscellaneous Plastics Products	8	93	7.7	2
31	Leather and Leather Products	3	7	.8	0
32	Stone, Clay, Glass and Concrete Products	8	77	10.0	1
33	Primary Metal Industries	6	37	3.1	0
34	Fabricated Metal Products	45	1,347	95.4	10
35	Industry and Commercial Machinery and Computers	55	1,192	109.4	13
36	Electrical and Electronic Equipment(Ex. Computers)	39	581	61.2	10
37	Transportation Equipment	7	24	2.8	0
38	Measuring and Analyzing Instruments	43	1,816	125.8	21
39	Miscellaneous Manufacturing Industries	50	390	43.0	4
40	Railroad Transportation	0	0	0	0
41	Local, Suburban and Interurban Transportation	12	401	17.5	3
42	Motor Freight Transportation and Warehouse	131	862	82.4	11



## Business-Facts: 2 Digit SIC Summary

### Powers Auto Park

**Radius 3: AUSTIN BLUFFS PKWY AT E WOODMEN RD, COLORADO SPRINGS, CO , 0.00 - 7.00 Miles, Total**

SIC Code	Business Description	Total Establishment	Total Employees	Sales (in Millions)	Establishments 20+ Employees
43	U.S. Postal Service	16	234	2.3	3
44	Water Transportation	1	3	.5	0
45	Transportation by Air	6	608	66.6	3
46	Pipe Lines, Except Natural Gas	0	0	0	0
47	Transportation Services	48	183	55.3	0
48	Communication	90	1,444	111.7	16
49	Electric, Gas and Sanitary Services	25	676	63.6	5
50	Wholesale Trade-Durable Goods	335	2,657	475.1	30
51	Wholesale Trade-NonDurable Goods	62	3,347	571.1	12
52	Building Materials, Garden Supply and Mobile Homes	141	1,842	260.4	14
53	General Merchandise Stores	58	4,059	447.8	32
54	Food Stores	137	1,914	273.7	15
55	Automobile Dealers and Gas Service Stations	169	1,768	503.5	22
56	Apparel and Accessory Stores	145	1,347	88.2	19
57	Home Furniture,Furnishings and Equipment	305	4,023	812.6	40
58	Eating and Drinking Places	575	11,372	524.2	191
59	Miscellaneous Retail	545	4,848	562.3	60
60	Depository Institutions	144	2,256	536.4	15
61	NonDepository Credit Institutions	133	814	249.8	4
62	Security and Commodity Brokers and Service	150	1,254	193.6	7
63	Insurance Carriers	19	115	16.3	1
64	Insurance Agents, Brokers and Service	275	1,903	444.4	12
65	Real Estate	521	3,783	535.7	29
67	Holding and Other Investment Offices	22	95	24.0	1
70	Hotels and Other Lodging Places	53	941	34.7	14
72	Personal Services	638	2,901	127.9	18
73	Business Services	607	11,106	1,401.0	42
75	Automobile Repair, Services and Parking	261	1,485	110.1	13
76	Miscellaneous Repair Services	129	457	53.4	3
78	Motion Pictures	47	257	27.7	2
79	Amusement and Recreational Service (Ex. Movies)	239	2,450	177.8	36
80	Health Services	967	16,105	1,122.4	87
81	Legal Services	63	549	97.7	2
82	Educational Services	227	10,348	1,054.2	121
83	Social Services	318	4,008	286.9	41
84	Museums, Art Galleries, Zoos, Etc.	7	45	1.2	0
86	Membership Organizations	297	3,842	248.6	34
87	Eng, Acct, Research and Mgmt Related Services	431	4,215	642.5	39
89	Miscellaneous Services	36	244	12.7	3



## Business-Facts: 2 Digit SIC Summary

### Powers Auto Park

Radius 3: AUSTIN BLUFFS PKWY AT E WOODMEN RD, COLORADO SPRINGS, CO , 0.00 - 7.00 Miles, Total

SIC Code	Business Description	Total Establishment	Total Employees	Sales (in Millions)	Establishments 20+ Employees
91	Exec., Leg. and Gen. Govt. (Except Finance)	26	741	0	7
92	Justice, Public Order and Safety	9	429	0	5
93	Public Finance, Taxation and Monetary Policy	0	0	0	0
94	Administration Of Human Resource Programs	4	55	0	0
95	Admin. Of Environ. Quality and Housing Programs	2	28	0	1
96	Administration Of Economic Programs	8	62	0	0
97	National Security and International Affairs	20	111	0	0
99	NonClassifiable Establishments	243	1,402	0	6

Prepared from Claritas Business-Facts which includes data from infoUSA.

